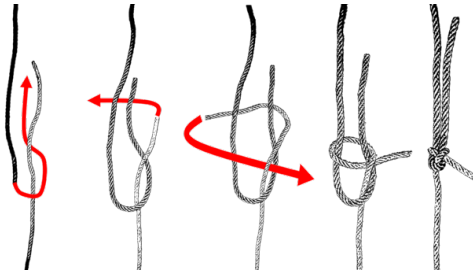


## Schotstek (Weberknoten)



Der Schotstek ist ein geeigneter **Knoten**, um ungleich dicke zu verbinden. Er ist verwandt mit dem **Samariter** und dem **Palstek**.

### General

The simple sheet stay is most often used to connect ropes of different thicknesses. It can also be used to connect ropes with loops, for example, to attach a cord or rope to an eye cord of a **military sheet**.

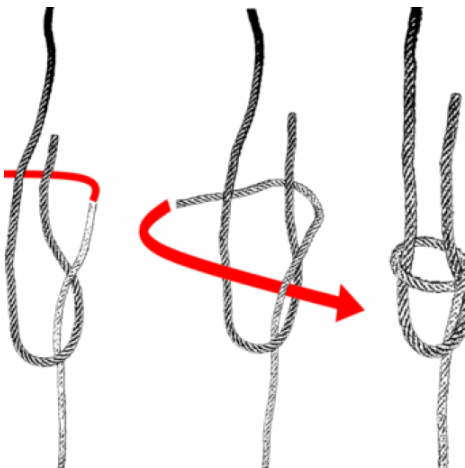
The double sheet stay is used when the ropes are of extremely different thicknesses.

In both versions, the thicker rope takes the "passive" role, which means that the thicker rope should always be the one that is only kinked (always shown from above in the illustrations).

The rope section behind the knob must be at least 10x the rope diameter. The rope section can be secured with an overhand knot or a pretzel.


### Simple sheet knot

The simple sheet knot is tied like a Samaritan knot, except that the thinner rope forms a loop (instead of being symmetrically returned as in the Samaritan). This significantly increases the strength compared to the Samaritan.



## Double sheet stay

The double sheet stay is made like the single one, with the difference that the thinner rope is looped twice. In this way, the strength can be increased, especially with very thin and smooth ropes.



## Alternative

To connect two ropes of the same or similar thickness, the **spar stitch** is usually used.

## Source reference

- **Cover picture / Graphics:** Provided by Jungschar Schinznach / Manuel Meier