


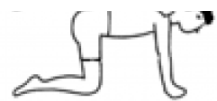



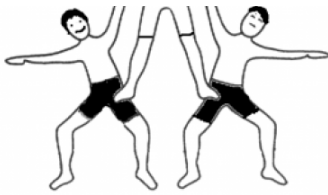
# Akrobatik-Figuren

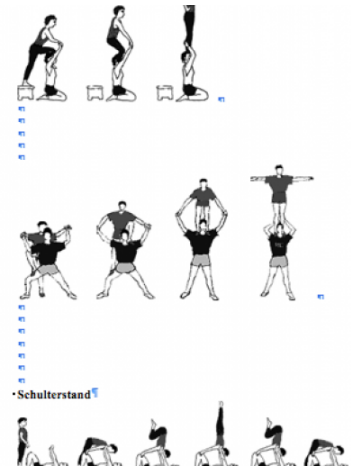


Wie stellt man Akrobatik-Figuren dar?

Sie sollen gut aussehen und systematisch aufgebaut sein.

Alle Figuren sind als PDF-Dateien angefügt





- akro5\_YW
- akro6\_YW
- akro7\_YW
- partnerakro1\_YW
- partnerakro2\_YW
- partnerakro3\_YW
- partnerakro4\_YW
- partnerakro5\_YW
- partnerakro6\_YW

## Quellennachweis:

Inhalt und Bild: Rolf Dober, Wiesbaden, dober [at] lehrer-online.de (dober[at]lehrer-online[dot]de)