

## Wasserfußball mit Zerstäuberflasche



Dieses Spiel wird mit Blumenspritzen oder Wasserzerstäubern gespielt. Ziel ist es mit dem Wasserdruck aus der Flasche den Tischtennisball in das Tor des Gegners zu bekommen.

### Material

- Multiplex wood (12 x 1100 x 600mm)
- Wood slats for the gang (approx. 30mm high)
- Water repellent paint or a varnish
- Stones or pet bottle lids as "opponents"
- Nails or screws to attach the gang

### Rules of the game

- The water bottle must not be lifted into the field of play during water soccer (*in the cover picture the left player does it wrong!*)
- The other must not get wet with the water steel.
- The ball and the playing field must not be touched with the hand.

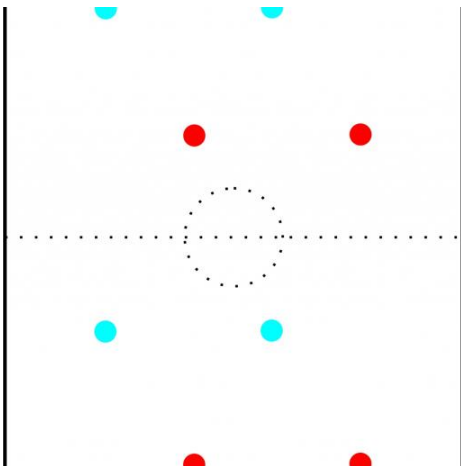
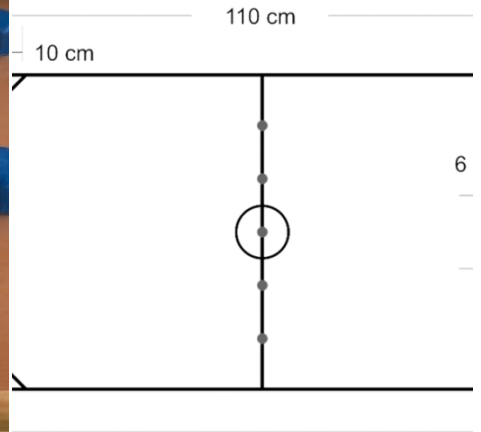

### Building instructions

- The playing field is built from 12 mm multiplex wood and can have different shapes and sizes, I have decided for the following dimensions (see blueprint).
- The gang is about 3 cm. high and made of the same wood. The 5 holes along the center line ensure that the water can run off well even in the middle of the field.
- The playing field should be painted with a strongly water-repellent paint and stand on a stable frame or table.
- In addition, you can still stick with stones or pet bottle caps "players" on the field so that it is more difficult to get the ball into the goal.

### Hiweis

Don't use cheap spray bottles, they break very easily.

## Images



## Sources

- Cover photo and images: © Ronnie Berzins, [www.kreativekiste.de](http://www.kreativekiste.de)